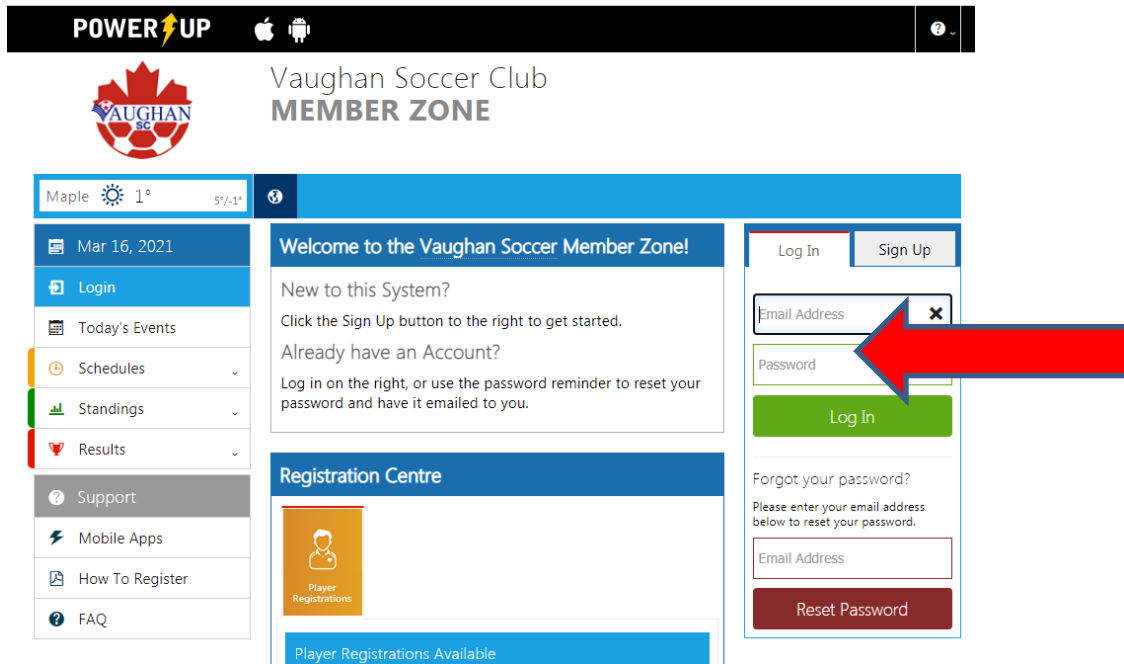


How to Register to Become a *Coach or Assistant Coach* – RECREATIONAL/House League

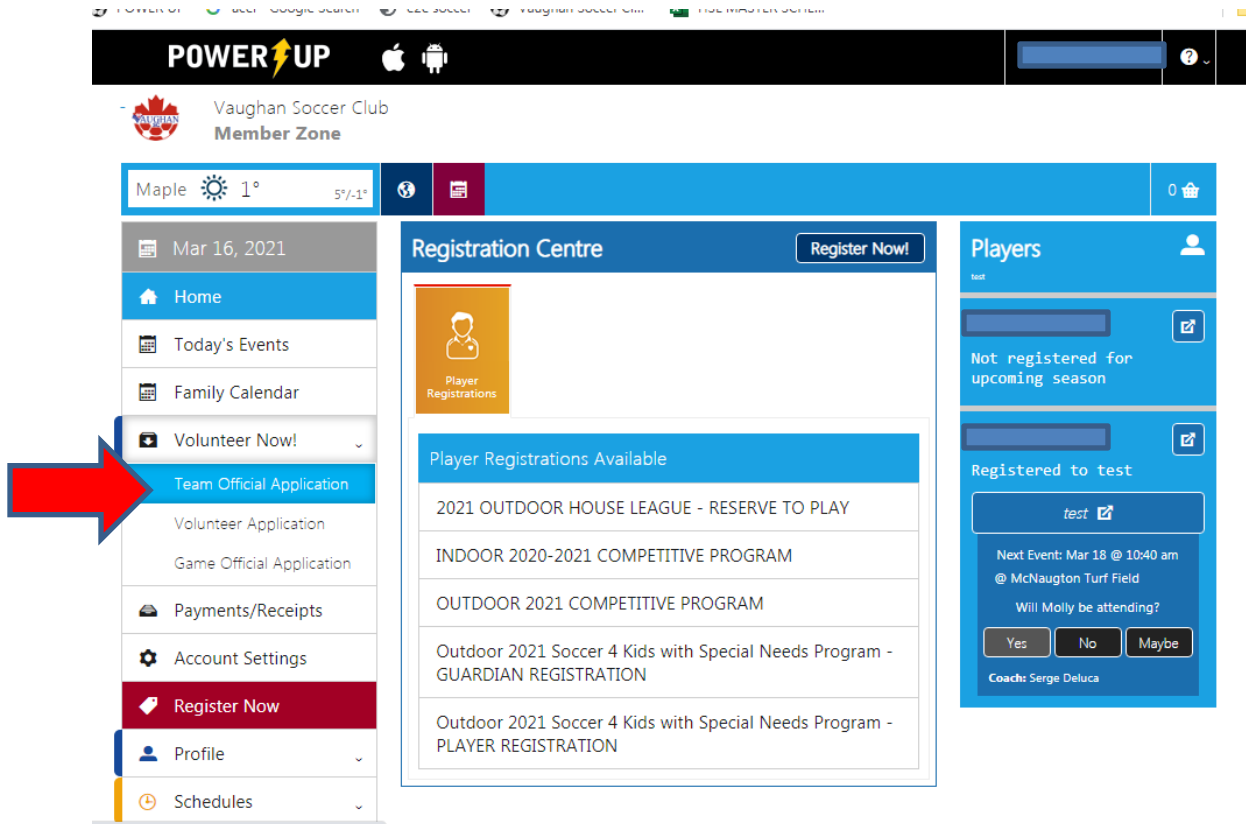
1. Log in to your power up account or create an account if you do not have one.

<https://vaughansoccer.powerupsports.com/>



The screenshot shows the Vaughan Soccer Club Member Zone interface. At the top, there is a navigation bar with the 'POWER UP' logo, mobile app icons for Apple and Android, and a user profile icon. Below this is the Vaughan Soccer Club logo and the text 'Vaughan Soccer Club MEMBER ZONE'. A weather widget for Maple shows 1°C and 57/-1°F. A left sidebar contains navigation options: Login, Today's Events, Schedules, Standings, Results, Support, Mobile Apps, How To Register, and FAQ. The main content area is titled 'Welcome to the Vaughan Soccer Member Zone!' and includes instructions for new users to sign up and for existing users to log in. A 'Registration Centre' section is visible below. On the right, there is a login/sign-up form with fields for 'Email Address' and 'Password', a 'Log In' button, and a 'Reset Password' section with an 'Email Address' field and a 'Reset Password' button. A large red arrow points to the 'Sign Up' button in the top right of the form area.

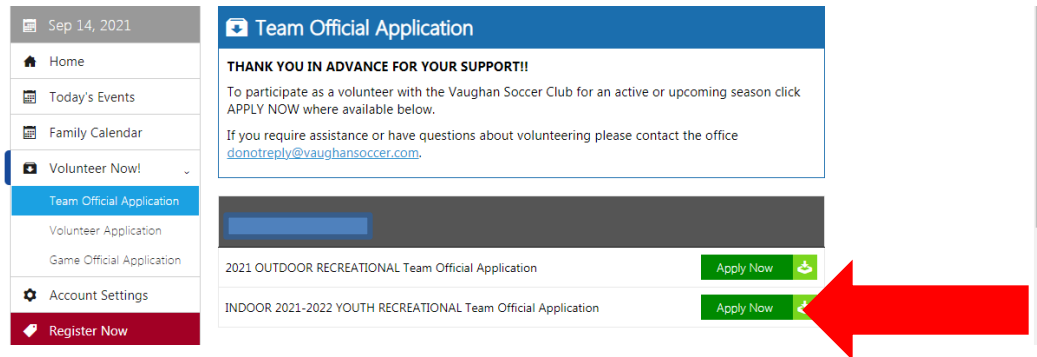
2. Once you are logged in, click Volunteer Now and then Team Official Application



The screenshot shows the Vaughan Soccer Club Member Zone interface after logging in. The top navigation bar includes the 'POWER UP' logo, mobile app icons, and a user profile icon. Below this is the Vaughan Soccer Club logo and the text 'Vaughan Soccer Club Member Zone'. A weather widget for Maple shows 1°C and 57/-1°F. A left sidebar contains navigation options: Home, Today's Events, Family Calendar, Volunteer Now!, Team Official Application, Volunteer Application, Game Official Application, Payments/Receipts, Account Settings, Register Now, Profile, and Schedules. A red arrow points to the 'Team Official Application' option in the 'Volunteer Now!' dropdown menu. The main content area is titled 'Registration Centre' and includes a 'Register Now!' button. Below this is a 'Player Registrations' section with a 'Player Registrations Available' banner. The registration options listed are: 2021 OUTDOOR HOUSE LEAGUE - RESERVE TO PLAY, INDOOR 2020-2021 COMPETITIVE PROGRAM, OUTDOOR 2021 COMPETITIVE PROGRAM, Outdoor 2021 Soccer 4 Kids with Special Needs Program - GUARDIAN REGISTRATION, and Outdoor 2021 Soccer 4 Kids with Special Needs Program - PLAYER REGISTRATION. On the right, there is a 'Players' section with a 'test' user profile, a 'Not registered for upcoming season' status, and a 'Registered to test' status. Below this is a 'Next Event' section for 'Mar 18 @ 10:40 am @ McNaughton Turf Field' with a 'Will Molly be attending?' question and 'Yes', 'No', and 'Maybe' buttons. The coach is listed as 'Serge Deluca'.

How to Register to Become a *Coach or Assistant Coach – RECREATIONAL/House League*

3. Under your name, select APPLY NOW for INDOOR 2021-2022 YOUTH RECREATIONAL Team Official Application



The screenshot shows a web interface for 'Team Official Application'. On the left is a navigation menu with options: Home, Today's Events, Family Calendar, Volunteer Now!, Team Official Application (highlighted), Volunteer Application, Game Official Application, Account Settings, and Register Now. The main content area has a blue header 'Team Official Application' and a message: 'THANK YOU IN ADVANCE FOR YOUR SUPPORT!! To participate as a volunteer with the Vaughan Soccer Club for an active or upcoming season click APPLY NOW where available below. If you require assistance or have questions about volunteering please contact the office donotreply@vaughansoccer.com.' Below this is a list of application options:

Application Type	Action
2021 OUTDOOR RECREATIONAL Team Official Application	Apply Now
INDOOR 2021-2022 YOUTH RECREATIONAL Team Official Application	Apply Now

A red arrow points to the 'Apply Now' button for the 'INDOOR 2021-2022 YOUTH RECREATIONAL Team Official Application'.

4. Complete the next page and ensure all of your contact information is correct. You will need to select your desired position (Coach or Assistant Coach), if there is a specific age group or player you would like to coach you can select that, or if there is a specific individual you would like to coach with.

5. Once you have signed off on all of the waivers, click continue and your application has been completed.